




Braylu Creations Custom Body Worksheet

Name: _____ Phone: _____
Ship Address: _____ Email: _____
City, State Zip: _____


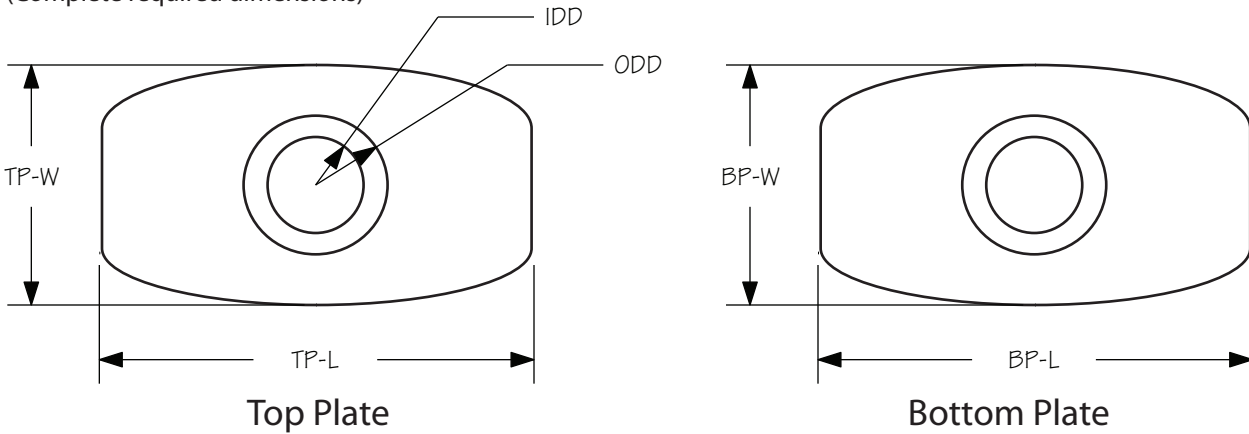
1. Body Style

(Circle one)



2. Body Dimensions

(Complete required dimensions)



Complete required dimensions below

TP-W = _____
TP-L = _____
IDD = _____
ODD = _____
BP-L = _____
BP-W = _____
BH = _____

3. Options

(Check desired options)

- | | | |
|---|---|---|
| <input type="checkbox"/> Dowel front supports | <input type="checkbox"/> Exterior padded body | <input type="checkbox"/> Other (Listed below) |
| <input type="checkbox"/> Felt neck hole (for quiet motions) | <input type="checkbox"/> Interior padded body | _____ |
| <input type="checkbox"/> Base eye hook | <input type="checkbox"/> Painted body _____ | _____ |
| | | _____ |